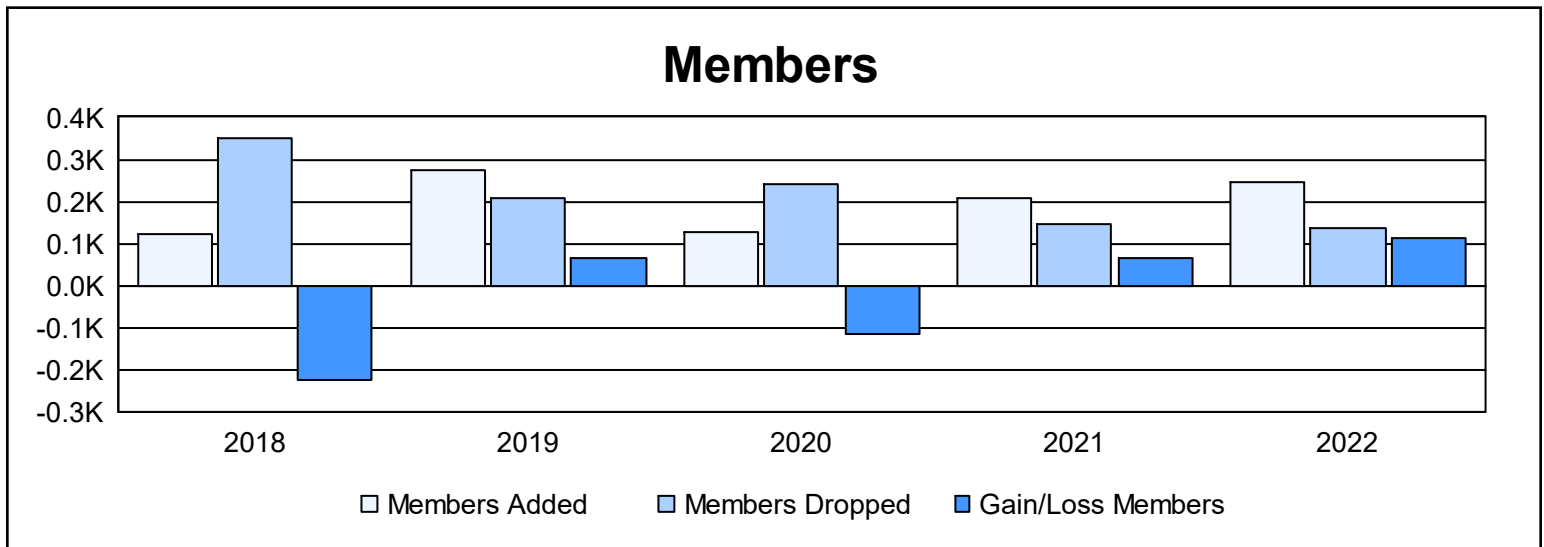
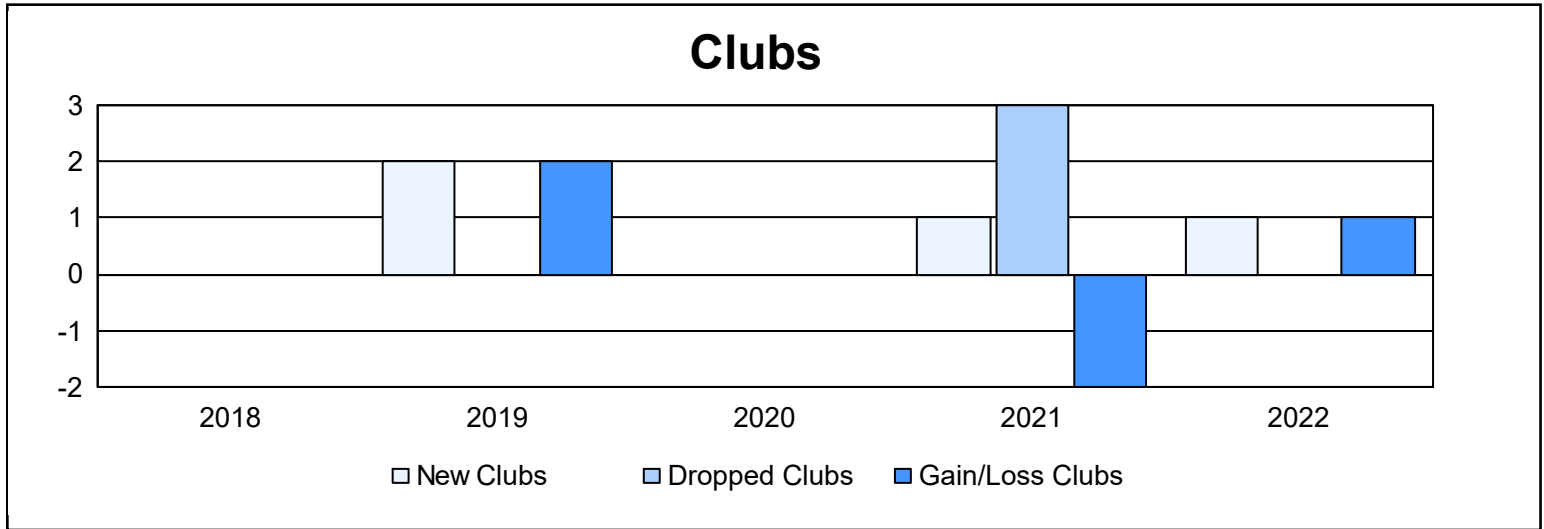
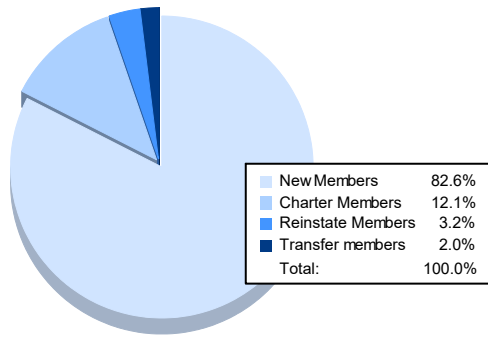


Year	New Clubs	Dropped Clubs	Gain/ Loss Clubs	New Members	Charter Members	Reinstate Members	Transfer Members	Total Member Added	Total Members Dropped	Gain/ Loss Members
2017-2018	0	0	0	99	3	13	9	124	349	-225
2018-2019	2	0	2	197	60	10	6	273	206	67
2019-2020	0	0	0	106	13	5	2	126	240	-114
2020-2021	1	3	-2	153	38	8	10	209	145	64
2021-2022	1	0	1	204	30	8	5	247	135	112
<b>Average</b>	<b>1</b>	<b>1</b>	<b>0</b>	<b>152</b>	<b>29</b>	<b>9</b>	<b>6</b>	<b>196</b>	<b>215</b>	<b>-19</b>



### Membership Composition June 2022 Cumulative



### Gender Composition June 2022 Cumulative

